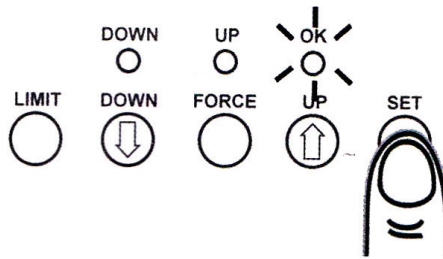


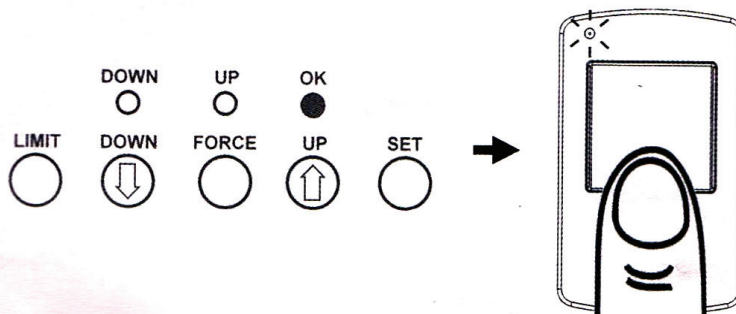


GAURDIAN ROLLER DOOR RD5 - REMOTE PROGRAMMING

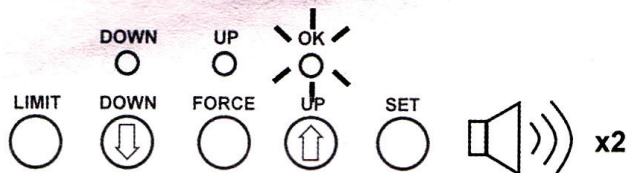
1. To program transmitter, press "SET" button, "OK" indicator flashes twice. The unit is ready to accept a transmitter in the coming 30 seconds.



2. Press any button on the transmitter within 30 seconds.



3. "OK" indicator flashes **once and opener** beeps twice, transmitter is set.



To DELETE ALL transmitters :

Press and hold "SET" button for about 7 seconds until "OK" indicator flashes and beeps twice.